



NITOL MOTORS LTD

(SERVICE AND PARTS)

100 TONGI INDUSTRIAL AREA, GARZIPUR



**SOFTWARE DOCUMENTARY
(IT DIVISION)**



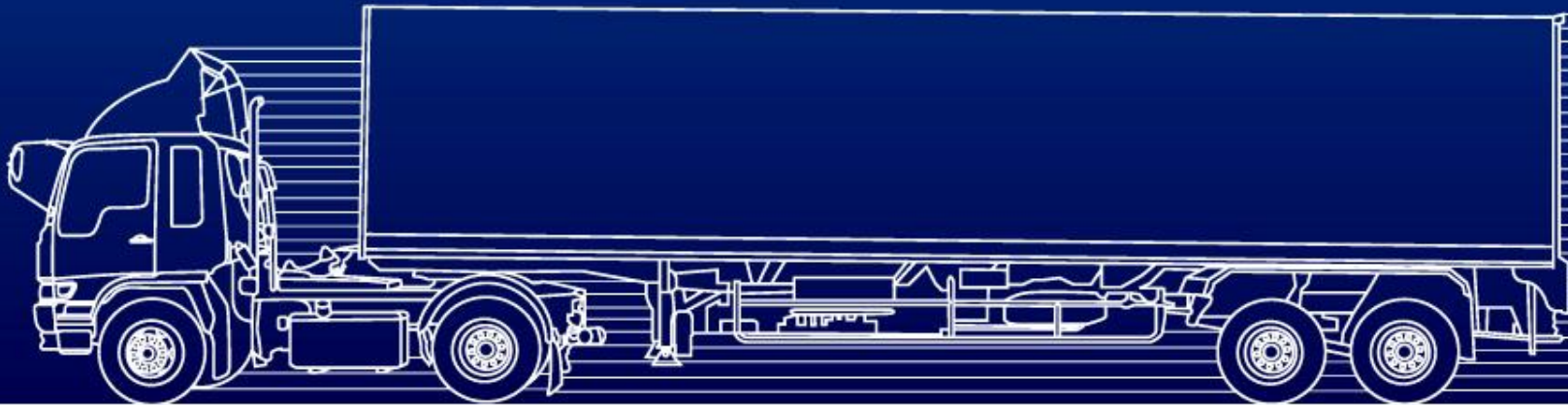
PARTS RECEIPTS (CONVENTIONAL METHOD) STEP 1

The screenshot displays the CSC Workshop software interface. At the top, there is a navigation bar with the following menu items: Admin, Stores, Help, New Reports, Service, Change Password, Service Marketing, Credit System, and Tools. Below this, a secondary menu is open, showing options: Data Entry, Modification, Job Card Closing, Reports, and Utility. A third menu is also open, showing: Master, Transaction, Receipts, Job Cards, Issue, Critical Parts Registration, Reverse Issue, and No Stock Register. The 'Receipts' option is highlighted with a red box. Red arrows point to the 'Stores' menu item, the 'Data Entry' menu item, and the 'Transaction' menu item. The main content area shows a form with fields for 'Purchase T...', 'GRV No', 'Parts Information', 'Parts No', and 'Description'. There are also date fields for 'Date' and 'Date' with values '17/' and '17/' respectively. A 'Stock' field is also visible.

N CSC Workshop Admin Stores Help New Reports Service Change Password Service Marketing Credit System Tools

Data Entry Master
Modification Transaction
Job Card Closing Receipts
Reports
Utility

General
Purchase T... Date 17/
GRV No Date 17/
Parts Information
Parts No Description Stock



PARTS RECEIPTS FORM (CONVENTIONAL METHOD)

STEP 2

Parts Receive Form

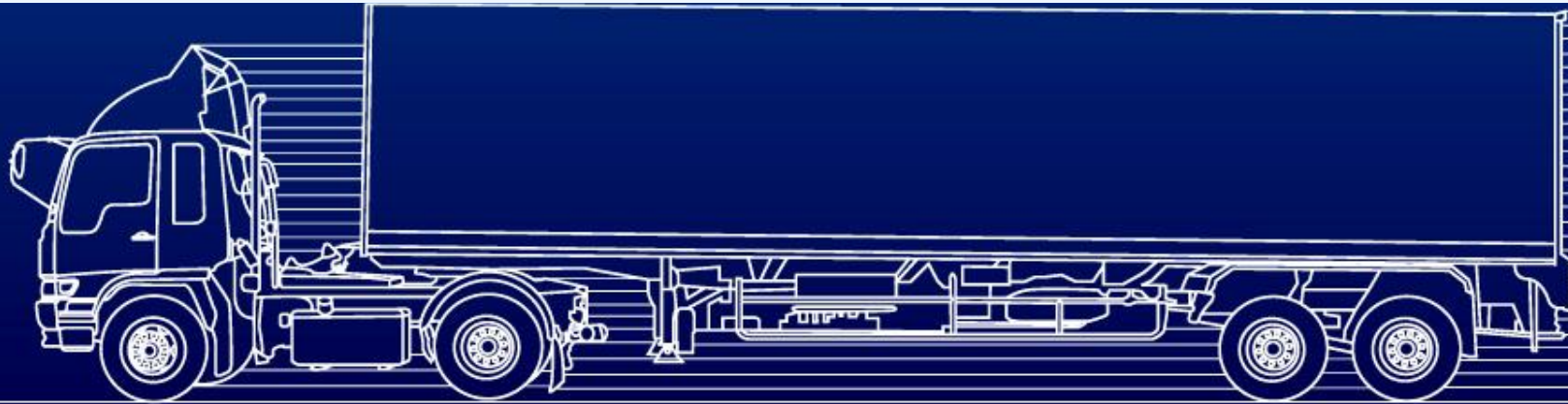
General

Purchase Type	<input type="text" value="Cash"/>	DC No	<input type="text"/>	Date	<input type="text" value="17/Apr/2011 4:15:07 PM"/>
GRV No	<input type="text"/>	LC No	<input type="text"/>	Date	<input type="text" value="17/Apr/2011 4:15:07 PM"/>

Parts Information

Parts No	<input type="text"/>	Description	<input type="text" value="BALANCE OLD SYSTEM JOB"/>	Stock	<input type="text" value="0"/>
Receive Date	<input type="text" value="17/Apr/2011 4:24:41 PM"/>	Purchase Type	<input type="text" value="L"/>	Bin Location	<input type="text"/>
Quantity	<input type="text"/>	Ref Document	<input type="text"/>	Sales Price	<input type="text" value="12604.02"/>
<input type="button" value="Add To Grid"/>	<input type="text"/>	Supplier	<input type="text" value="A K AUTOS"/>		
		Purchase Price	<input type="text" value="8365.5"/>		
		Purchase Unit Price	<input type="text" value="8365.5"/>		

Delete	Item Code	Supplier Code	Supplier Name	Received Qty	Price	RefDocNo	Purchase Type



PARTS RECEIPTS PROCEDURE (CONVENTIONAL METHOD)

STEP 3

Parts Receive Form

General
Purchase Type: (1)
GRV No:

Parts Information
Parts No: (2)
Receive Date: (4)
Quantity:
 (3)

DC No:
LC No:
Date:
Date:
Description:
Stock:
Purchase Type:
Bin Location:
Ref Document:
Sales Price:
Supplier:
Purchase Price:
Purchase Unit Price:

Delete	Item Code	Supplier Code	Supplier Name	Received Qty	Price	RefDocNo	Purchase Type
--------	-----------	---------------	---------------	--------------	-------	----------	---------------

PARTS ADD TO GRID (CONVENTIONAL METHOD)

STEP 4

Parts Receive Form

General

Purchase Type DC No Date
 GRV No LC No Date

Parts Information

Parts No Description Stock
 Receive Date Purchase Type Bin Location
 Quantity Ref Document Sales Price

Supplier
 Purchase Price
 Purchase Unit Price

Delete	Item Code	Supplier Code	Supplier Name	Received Qty	Price	RefDocNo	Purchase Type
Delete	111111111111	A000005	A K AUTOS	1	8365.5	1000	L

--	--	--	--	--	--	--	--

PARTS RECEIVE FORM (NEW METHOD)

STEP 1

Parts Receive Form

General

Purchase Type DC No Date
GRV No LC No Date

Parts Information

Parts No Description Stock
Receive Date Purchase Type Bin Location
Quantity Ref Document Sales Price

Supplier
Purchase Price
Purchase Unit Price

Delete	Item Code	Supplier Code	Supplier Name	Received Qty	Price	Total	RefDocNo	Purchase Type
Delete	111111111111	A000005	A K AUTOS	1	8365.5	8365.5		L

WHAT IS

Received Qty	Price	Total	RefD
1	8365.5	8365.5	
GRAND TOTAL QUANTITY		1	
GRAND TOTAL PRICE		8365.50	

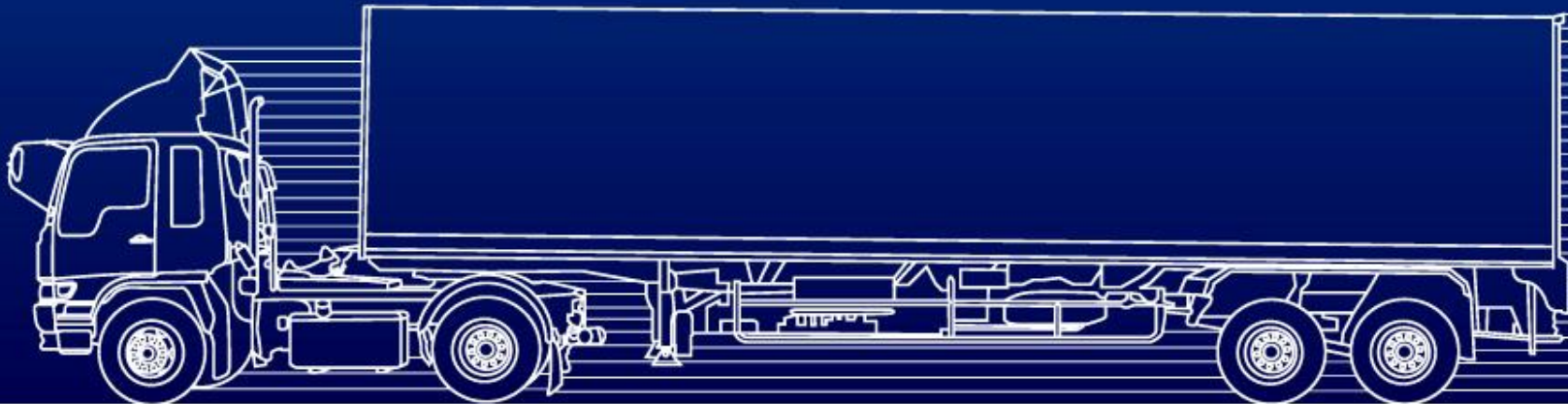
QUANTITY

UNIT PRICE

TOTAL PRICE BASE ON QUANTITY AND UNIT PRICE

GRAND TOTAL QUANTITY

GRAND TOTAL PRICE



PARTS RECEIVE FORM (NEW METHOD)

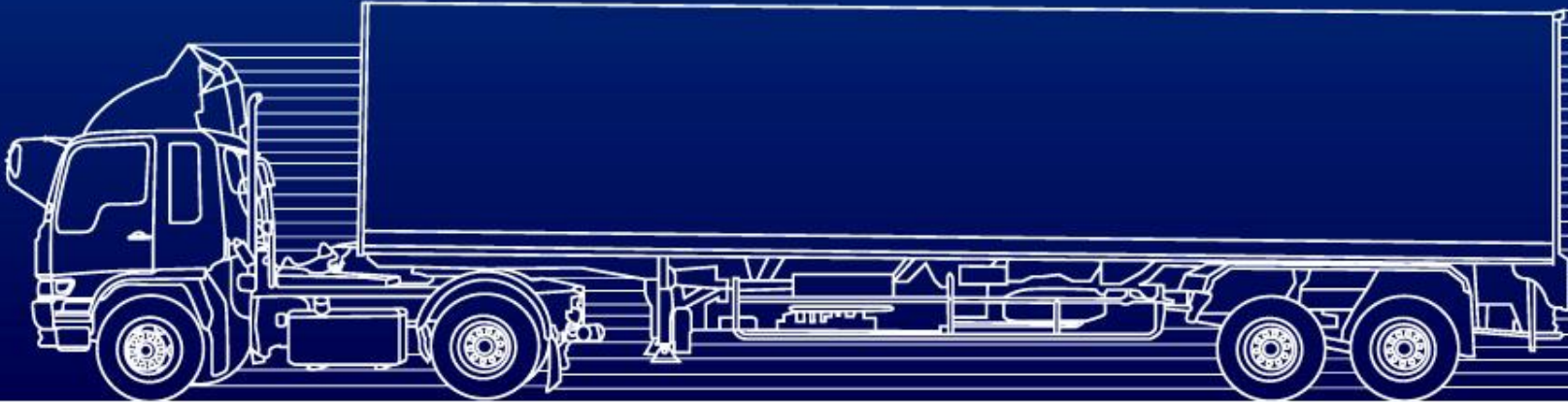
STEP 1

- > FOR MULTIPLE PARTS RECEIVED

Delete	Item Code	Supplier Code	Supplier Name	Received Qty	Price	Total	RefDocNo	Purchase Type
Delete	0000000000099	A000005	A K AUTOS	1	400	400		L
Delete	0000000000111	A000005	A K AUTOS	2	250	500		L

3 900.00

Save Clear All



PARTS RECEIVE FORM (NEW METHOD)

STEP 2



Process is in progress...

Parts Receive Form

General

Purchase Type: DC No: Date:
GRV No: LC No: Date:

Parts Information

Parts No: Description: Stock:
Receive Date: Purchase Type: Bin Location:
Quantity: Ref Document: Sales Price:

Microsoft Internet Explorer [X]
 Parts received successfully

Delete	Item Code	Supplier Code	Suppli	Price	RefDocNo	Purchase Type

THANK YOU

